

SGE1-K/EC Series

Mini Contactors

Technical data





Standard	IEC60947-4-1	
Electric ratings	Up to 12A(SGC1-K Series) / 9A(SGC1-EC Series), 690V	
Approvals	CE	
Operation range	Pick-up voltage	(85%~110%)Us
	Pick-out voltage	(20%~75%)Us
Rated insulation voltage Ui(V)	690	
Rated impulse withstand voltage Uimp(kA)	6	
Rated frequency(Hz)	50/60	
Utilization category	AC-3, AC-4	
Degree of protection	IP 20	
Ambient air temperature(°C)	-5 to +40, max.95%humidity	
Storage temperature(°C)	-40~+75	
Maximum operating altitude (meters)	≤2000	
Flame resistance	V1	



Selection and ordering data





1.SGC1-K Type



Model	Number of poles		Instantaneous auxiliary contacts		Type
					
SGC1-K0610	3	-	1	-	3P+NO
SGC1-K0601	3	-	-	1	3P+NC
SGC1-K06004	4	-	-	-	4NO
SGC1-K06008	2	2	-	-	2NO+2NC
SGC1-K0910	3	-	1	-	3P+NO
SGC1-K0901	3	-	-	1	3P+NC
SGC1-K09004	4	-	-	-	4NO
SGC1-K09008	2	2	-	-	2NO+2NC
SGC1-K1210	3	-	1	-	3P+NO
SGC1-K1201	3	-	-	1	3P+NC
SGC1-K12004	4	-	-	-	4NO
SGC1-K12008	2	2	-	-	2NO+2NC



2.SGC1-EC Type



Model	Number of poles		Instantaneous auxiliary contacts		Type
					
SGC1-EC0610	3	-	1	-	3P+NO
SGC1-EC0601	3	-	-	1	3P+NC
SGC1-EC06008	2	2	-	-	2NO+2NC
SGC1-EC0910	3	-	1	-	3P+NO
SGC1-EC0901	3	-	-	1	3P+NC
SGC1-EC09008	2	2	-	-	2NO+2NC

3.Front auxiliary contact blocks



Model	Mounting type	Auxiliary Contacts	
			
SGC1-KN02	Top	0	2
SGC1-KN11	Top	1	1
SGC1-KN20	Top	2	0
SGC1-KN22	Top	2	2
SGC1-KN40	Top	4	0
SGC1-KN04	Top	0	4
SGC1-KN13	Top	1	3

1.SGC1-K Series Mini Contactors

Type	SGC1-K0610	SGC1-K0910	SGC1-K1210	
	SGC1-K0601	SGC1-K0901	SGC1-K1201	
	SGC1-K06004	SGC1-K09004	SGC1-K12004	
	SGC1-K06008	SGC1-K09008	SGC1-K12008	
Number of contacts	3P+NO, 3P+NC, 4NO, 2NO+2NC			
Rated conventional thermal current I _{th} (A) AC1	20			
Rated operational current(A)	AC3 380/400V	6	9	12
	AC4 380/400V	2.6	3.5	5
Number of poles	3,4			
Connecting max. current(A)	380V	60	90	120
	660V	72	108	144
Breaking max. current(A)	380V	48	72	96
	660V	60	90	120
Rated operational power in category AC-3(KW)	220/230/240V	1.5	2.2	3
	380/400V	2.2	4	5.5
	660/690V	3	4	5.5
Average impedance per pole(mW)	3			
Operation cycles(times/hour)	Electrical AC-3	1200	1200	1200
	Electrical AC-4	300	300	300
	Mechanical	3600	3600	3600
Electrical life(X 10 ⁴ times)	AC-3	100	120	
	AC-4	20		
Mechanical life(X 10 ⁴ times)	1000			
Matching fuse model	RT16-16	RT16-20	RT16-20	
Tightening torque(N.m)	0.8			
Screw clamp terminals	Solid conductor(MM2)	Max.1X4+1X2.5		
	Flexible conductor without cable end(MM2)	Max.2X2.5		
	Flexible conductor with cable end(MM2)	Max.1X1.5+1X2.5		

2.Overall and mounting dimensions(SGC1-K Series)

